$5.00

HILLCREEK FIBER NEWS

Published twice yearly by

Carol Leigh's
HILLCREEK FIBER STUDIO

Carol Leigh's Specialties
Established 1982

Specializing in Custom Handwoven Textiles, Nature-Dyed Fibers, Handspun Yarns using natural fibers and dyes

Home of the Spriggs 5' & 7' Adjustable Triangle, Square, & Rectangle Frame Looms

HILLCREEK FIBER STUDIO
Established 1986

Specializing in Workshops in Nature-dyeing, Spinning, Knitting, and Weaving, and in related tools, supplies and books

Bed & Breakfast and Airport Shuttle Service from St Louis & Kansas City available for students

Autumn 2007, Vol XXV, No 2 | Event Calendar for 2007-2008 | Subscription $8.00/year for two issues

Autumn Greetings, Fiber Friends!

Welcome to Fall and some cooling temps! This summer's record-breaking heat and way below normal rainfall has taken its toll on plants and energy.

News-breaking announcements!

There have been some major developments on the Hillcreek Fiber front. As of July 1, 2007, Hillcreek Yarn Shoppe, LLC, the knitting part of our business, has become a separate entity. Daughter Rebecca has partnered with Joan Ditmore who has purchased from us the knitting part of the business, only. Denny and I will continue Hillcreek Fiber Studio, the weaving, spinning and natural dyeing part of the business, now in its 25th year. The Yarn Shoppe will be sending out its own announcements, mostly by e-mail, so if you'd like to receive communications from them on upcoming classes, new products, and specials, let them know. Check out page 7 of this issue of ***Hillcreek Fiber News*** for further info.

Besides joining Joan in birthing a new business entity, on September 6, 2007, Rebecca has also given birth to my fifth grandson, Charles Christopher, weighing in at 7 pounds, 4 ounces, with a head of black hair. She'll have her hands full for awhile! Eric is the proud papa, and Ben and Jesse, big brothers 15 and 12, are still adjusting.

While Rebecca was away on maternity leave, her partner Joan has been busy remodeling the Shoppe, reorganizing the record books, ordering new merchandise, and teaching crochet classes. Joan joined Denny and me in August for Stitches Midwest knitting conference in the Chicago area — her first knitting conference — to meet some of the people in the knitting world, and to get a feel for what's new out there.

Denny and I will no longer take knitting supplies with us to shows, unless customers special order something before we come. We will focus on what we do best. ***Carol Leigh's Specialties*** and **Hillcreek Fiber Studio** specializes in Weaving, Spinning and Natural Dyeing, specifically, Navajo Weaving, Continuous Strand Weaving on Frame Looms developed by Carl Spriggs and Hillcreek Fiber Studio, and Natural Dyes.

Carol Leigh's Specialties
and
HILLCREEK Fiber Studio
for weaving, spinning, and dyeing supplies & Workshops
7001 S Hill Creek Road, Columbia, MO 65203

Call **573-874-2233** for inquiries,
or the toll free number:
1-800-TRI-WEAV (874-9328) for placing orders

Web Site: ***www.HillcreekFiberStudio.com***
with an *on-line* Shopping Cart Store

SUBSCRIPTION RATES:
Annual subscription rate for ***Hillcreek Fiber News*** is $8.00 for two issues, Spring and Autumn. Single Copy, $5.00. Students and customers with purchases during the year of $20 or more will receive a complimentary issue.

CLASSIFIED AD RATES:
For a listing under **Equipment/Fiber Sources** or other classified columns, please remit $10 by March 15, 2008 for inclusion in the Spring, 2008 issue. Limit ad to 30 words in addition to your name, address & phone number. (See Page 11.) Circulation is now around 6000 fiber-interested people.

WEAVING STUDIO HOURS:
Hillcreek Fiber Studio is a working studio & mail order service. Please call **573-874-2233 or 1- 800-874-9328** before planning a trip to the Studio. **Studio hours** are: ***Tuesday through Saturday***, 9 am to 5 PM, by appointment only. At other times, **please leave a message** and we will return your call ASAP.

DEALERSHIPS

carried by **Carol Leigh's**
HILLCREEK FIBER STUDIO

ALLIANCE IMPORTS Dyes
ASHFORD Spinning Wheels, Looms and Tools
EARTHUES Natural Dye Extracts
LOUËT Spinning & Weaving Tools & Supplies
SCHACHT SPINDLE CO. Looms, Wheels & Supplies
SNIPES Weaving & Spinning Tools
SPRIGGS CUSTOM WOOD PRODUCTS Adjustable Triangle, Square, and Rectangle Looms; Navajo & Inkle Looms; Drop & Navajo Spindles; Warping Boards; Maru-dai
HANDWEAVERS GUILD OF AMERICA ***Shuttle, Spindle & Dyepot***
INTERWEAVE PRESS Books and Magazines: ***Handwoven, Spin-Off***
UNICORN BOOKS every type of fiber-related book
VICTORIAN VIDEO PRODUCTIONS

YARNS and FIBERS:
BROWN SHEEP CO., CRYSTAL PALACE, DRAGON TAILS, *D'zined* HEMP, ELLEN'S 1/2 PINT, FOXFIBRE, FROG TREE, HARRISVILLE, JAGGERSPUN, LIISU YARNS, LOUËT, MAYSVILLE, OAK GROVE, PERLE COTTONS SOUTHWEST TRADING, Ashford TEKAPO, VERSEIS/FOX FIBRE, WEAVING SOUTHWEST

AND MUCH MORE

Partial Listing - MISCELLANEOUS Items

Sock Knitting Spools by **Montgomery**
Sterling & Pewter Jewelry by **Ram's Horn**
Brass Shawl & Kilt Celtic brooches by **Mountain Forge**
Handmade Bookmark/Notecards by **Moosetrack Studio**
Lucets by **Peggy Ledrich**

IN THIS ISSUE

Greetings from *Carol Leigh Brack-Kaiser* ..... Page 1
Index, Subscriptions, Ad Information, Hours 2
Dealerships carried by *Carol Leigh's* HFS 2
Hillcreek Fiber Studio Workshops Schedule 2
NEW Product - Mini Module Looms 3
New Staff - Beverly Martin 3
Mother/Daughter Experience On the Navajo Reservation 3-4
Hillcreek Fiber Studio Event Calendar 5
Workshops offered at Hillcreek Fiber Studio (HFS) 6
Hillcreek Yarn Shoppe Ad 7
Sarah Natani's Navajo Weavng Workshop 8
Natural Dye Selection Update 8
Invitation to 25th Anniversary Gathering 8
SALE Items 8, 9
About Tapestry Weaving 10
Classifieds 11
Contact Information for Events 11
Map to Hillcreek Fiber Studio 12

HILLCREEK FIBER STUDIO

WEEKEND & LONGER WORKSHOPS

Taught by ***Carol Leigh Brack-Kaiser***
Instructor, unless otherwise noted

2007

Nov 3 - 5..... **CONTINUOUS STRAND WEAVING ONTRIANGLE, SQUARE, AND RECTANGLE FRAME LOOMS**
Nov 11 - 16.... **INTERMED THRU ADVANCED NAVAJO WEAVING** (5-1/2 days)
Sarah Natani, Guest Instructor

2008

From January through April, Carol Leigh is taking a Sabbatical from teaching to work on, and hopefully finish The Book, ***Continuous Strand Weaving Techniques for Triangle, Square and Rectangle Frame Looms.***

July 13- 18..... **FIBER FURLOUGH - I** Focus on spinning, dyeing, felting
July 20 - 25.... **FIBER FURLOUGH - II** Focus on weaving of all types
Sept 6 - 7..... **Natural Dyeing, Missouri Dyeplants**
Nov 1 - 3..... **Continuous Strand Weaving onTriangle, Square, and Rectangle Frame Loom Weaving**

2009

Four-shaft Weaving, Beginning Spinning, Beginning Navajo Weaving, and Continuous Strand Weaving will be scheduled again in February and March.

Tuition: Two days, $130; three days, $185; four days, $240; five and 1/2 days, $325. Tuition for workshops with guest instructors will be more - check with HFS for correct fees. Tuition includes a full lunch every day. Deposit of one-half tuition will hold a space for you. Bed & Breakfast is available at the Studio: $45 per night. Airport shuttle service available from St. Louis, Kansas City, and Columbia Regional airports to our front door. Call toll free to reserve space in a class or two: **1-800-TRI-WEAV (874-9328)**

NEW Product!! Mini Module Looms

Born of necessity. I was scheduled to teach a one-hour market session at Stitches Midwest in August on Introduction to Weaving. Even our two-foot Travel Triangle is too large for a one-hour beginners project. So, Carl developed looms small enough for students to learn the concept of continuous strand weaving on both the triangle and the square within one hour. And now the possibilities are limitless for projects from these little looms - small enough to carry in a large purse or knitting bag to work on in odd moments. Carl has developed them with comfortable hand-grip holes. The sides of the woven triangle and square fit together. Several small triangles and squares can be made in an hour, then pieced together for patchwork vests, blankets, placemats, scarves, and much much more!



These looms are so new we don't have projects yet to show, but have arranged several woven pieces in a couple ways to give some ideas. The sides of each Module is 6 inches (hypotenuse of the triangle is 8-1/2 inches). Price: Triangle $29, Square $34, Set of both $59, thus saving $4. We still need to develop a padded pouch to carry them. That'll come along eventually.



New Staff, Beverly Martin

We'd like to introduce to you our new part-time staff person, though she's not really that new. Bev Martin started working with us a year ago, after taking a beginning Navajo Weaving workshop and falling in love with the technique. Bev's a special person in many ways. First, she just happens to be the mother of Rose's long-term boyfriend Will. To hear her tell the story of how she got involved with weaving, she claims I induced her to come to the class over a bottle of wine. Actually, we were all celebrating Rose's birthday, and knowing Bev had spent several months on Pine Ridge Oglagla Sioux Reservation and had an interest in Native American ways of life, I mentioned the weaving class coming up the following weekend and invited her to join in. She had never woven or done anything with fibers before, although she had done bead work and other hand crafts. Well, long story short, she fell in love with the techniques, then came to the class with Sarah Natani and started a huge saddle blanket with unique patterning, which she finished during Fiber Furlough II this past summer. She then proceeded to design and weave a beautiful, intricate wall piece for a wedding gift for her oldest son. Then, she even wove a triangle shawl to wear during the wedding! Yup, she's now hooked on weaving!

Bev retired early after a 30-year career in teaching. She's indispensible in our Studio for weighing out dyes, putting together our dye kits, and in helping out wherever needed. She swears she'll never be interested in learning to spin, but she's already expressed an interest in playing with the dyes! — And, in attending fur trader Rendezvous with me!

Mother/daughter Experience on the Navajo Reservation

Sarah Natani and I have known each other since the first workshop I took from her back in 1990 following Convergence weaving conference in San Jose, California. I've studied with her, both in weaving classes and individually learning traditional dye techniques, at her hogan near Shiprock, NM. She also has come to Hillcreek Studio (this November will be her tenth year) teaching intermediate and advanced Navajo weaving.

The most special experience I've ever had with her, however, was this past May, when she and her daughter Tahnibaa invited Rose and myself for a mother/daughter teacher exchange. I had first met Tahnibaa during my first visit to Sarah's in 1992. I knew her then as Leona, before she took back her Navajo name. She was practicing her presentations for, then won, the Miss Northern Navajo Nation contest, and our class attended the ceremony at the end of our week. She has since spent four years in the Navy and earned degrees in environmental management and conservation science, and has won awards for her unique Navajo weavings. She has a 4-year-old daughter, Winter Rose. Tahnibaa had also come to Hillcreek Studio for an Ancient Dye workshop.

Sarah had acquired a couple four-shaft Anglo looms, including an huge old Toika countermarche, a small Harrisville floor loom, and a unique table loom. Tahnibaa wanted to learn Anglo weaving methods. Rose had studied pottery over six years, as a youngster, and was interested in learning traditional Navajo pottery techniques.

Sarah took us all to her mother's old homeplace, where she and Rose dug the dry clay from the ground and collected some ancient pottery chards from her mother's old stash to mix in for strength. Then they went out to a pasture and collected dried cow manure for the kiln. Back home, for the rest of the day they ground the clay and chards, stone-on-stone, and sifted the powder through a strainer, regrinding the thicker chunks and removing bits of stone. Meanwhile Tahnibaa and I planned and measured some Harrisville Highland wool yarns for a three-yard sampler stoll. Tahnibaa threaded the small floor loom while I started tying up the lamms, treadles, and such on the counter-marche loom.

For a week we all worked on our respective projects. Rose and Sarah worked long, hard hours coiling and building several pots, bowls, pipes, hollow piggy banks, and traditional Navajo water jugs by Wednesday evening so their creations would have time to thoroughly dry before the firing and then the pinon-pitch glazing. Sarah shared with Rose some special mica clay found only at the Taos Pueblo. Meanwhile Tahnibaa explored twills, basket and rib, and other weave structures before inquiring if she could weave a bird in her stoll. I showed her how to make a cartoon and weave using a false damask pickup technique. She wove a chicken in her piece, and was delighted with the outcome. We twisted fringe and washed/fulled her weaving.

While the pots were drying, Sarah and Rose worked hours polishing them with various shapes of smooth polishing stones. Tahnibaa measured 7 yards of white cotton yarn for her next project, huck lace fabric on the table loom. Meanwhile, her husband Anderson chose a blooming leaf overshot pattern and warped and wove on the floor loom. Little Winter Rose wove a potholder on a potholder loom, and Rose and I worked on a Mariposita Ruana (Cape with pockets) for Winter Rose, designed by Bridget Designs for our Two-foot Travel Tri-loom, using six triangles. Sarah modeled a Tri-corn Hat she had designed using the Three-foot Triangle Loom, and a Necktie Skirt and Vest she had designed from Leo's old neckties.

We finished the week by building a kiln using the dried dung and dried corn cobs. Sarah laid all the pots and smaller creations in the center and built an oval dome around it. While it was firing, the whole dome glowed red hot — an amazing show at night!! She made sure we built the kiln and fired in the evening so everything would cook and cool down slowly overnight. Otherwise, she said, we would be tempted to look too soon and ruin the firing!! The next morning Sarah reheated the pottery in her oven and each hot piece was glazed by rubbing on softened pinon pitch.

What a gift that whole week was. Memories for a lifetime!

2007-2008 HILLCREEK WORKSHOPS and EVENTS SCHEDULE

Date **Workshops/Events** **Location**

2007

Oct 12 - 14 .... Wisconsin Spin-In, Continuous Strand Weaving, workshop, Taste of Turkey Travelog .....West Bend, WI
Oct 15..... Madison Weavers Guild, Taste of Turkey Travelog ..... Madison, WI
Oct 19 - 21 ... New York Sheep and Wool Fest, Vendor, Duchess Co Fairgrounds, Bldg 22 ....Rhinebeck, NY
Oct 26 - 28 .... Southeast Animal Fiber Fair, vendor, Continuous Strand workshops .....Asheville, NC
Nov 3 - 5 ..... **CONTINUOUS STRAND WEAVING on TRIANGLE, SQUARE and RECTANGLE, HFS** ..... Columbia, MO
Nov 9-11 ..... Columbia Weavers & Spinners' Guild Holiday Exhibition & Sale. ..... Columbia, MO
Nov 11 - 16 ... **INTERMEDIATE to ADVANCED NAVAJO WEAVING**,
with Sarah Natani, guest instructor, Hillcreek Fiber Studio ..... Columbia, MO
Dec 1 - 2..... **Hillcreek Yarn Shoppe 4th Anniversary** Gathering & Holiday Sale ..... Columbia, MO
Dec 15 - 16 ... **HILLCREEK FIBER STUDIO 25th ANNIVERSARY Gathering & Holiday Sale**..... Columbia, MO

2008

January through April Carol Leigh is taking a Sabbatical from teaching to work on, and hopefully finish, The Book, ***Continuous Strand Weaving Techniques for Triangle, Square and Rectangle Frame Looms***.

Mar 7 - 9..... Fiber Retreat, Lincoln University Extension .....Jefferson City, MO
April 11-12..... The Fiber Event, Vendor .....Greencastle, IN
April 26..... All-Missouri Spring Spin-In .....Chillicothe, MO
May 2 - 4..... Maryland Sheep & Wool Fest, Vendor ..... West Friendship, IN
May 6 - 7..... Millicent's Yarn & More, Continuous Strand on Triangle, Square, & Rectangle wksp.....Cumberland, MD
May 9 -11..... New Hampshire Sheep & Wool Fest, vendor, State Fair Grounds .....Hopkinton, NH
May 16-18..... Missouri Fiber Artists Conference, Central Methodist University .....Fayette, MO
June 25-29..... Convergence International Weaving Conference, vendor ..... Tampa, FL
July 13 - 18..... **FIBER FURLOUGH-I** - - Spinning, Dyeing, Felting, Hillcreek Fiber Studio .....Columbia, MO
July 20 - 25 ..... **FIBER FURLOUGH-II** - - Weaving of all types, Hillcreek Fiber Studio .....Columbia, MO
Aug 3 - 8 ..... Christianson Native Craft Workshop, Continuous Strand & Inkle Weaving, ...Shannondale, MO
Aug 15 - 17 .... Michigan Fiber Festival, Allegan County Fair Grounds, Vendor..... Allegan, MI
Sept 6 - 7 ..... **NATURAL DYEING: Missouri Dye Plants**, Hillcreek Fiber Studio .....Columbia, MO
Sept 17 - 27? ... Eastern National Rendezvous .....
Oct 17 - 19 ..... New York Sheep & Wool Fest, Vendor, Duchess Co Fairgrounds, Bldg 22 .....Rhinebeck, NY
Oct 23 - 26 ..... Southeast Animal Fiber Fair, vendor, Continuous Strand workshops .....Asheville, NC
Nov 8 - 10 ..... **CONTINUOUS STRAND WEAVING** .....Columbia, MO
Nov 16 - 21 ..... ? **INTERMED TO ADVANCED NAVAJO WEAVING,** Sarah Natani .....Columbia, MO

2009

Jan 14 - 24..... Alafia River Rendezvous .....Homeland, FL

Four-shaft Weaving, Beginning Spinning, Beginning Navajo Weaving, and Continuous Strand Weaving will be scheduled again Feb and March 2009.

All workshops are taught by Carol Leigh Brack-Kaiser, unless otherwise noted.
Events in BOLD and ALL CAPS are workshops offered at ***Hillcreek Fiber Studio***
Call 1-800-TRI-WEAV (874-9328) to register for weaving, spinning, and dyeing workshops.
Bed and Breakfast at Hillcreek Fiber Studio is available for students.

Workshops Offered at Hillcreek Fiber Studio

Nestled in the Little Bonne Femme Creek Valley, amidst woods and pastures, in view of a major state park, Hillcreek Fiber Studio offers the serenity for a true get-away. Let someone else do the cooking. Just focus on learning a new skill or on exploring an older one. Cuddle up with a book from over 800 titles on the shelves. Relax. You deserve some quiet time for yourself.

Workshops at Hillcreek Fiber Studio allow the student to immerse her or himself in the study and exploration of a number of textile-related subjects. We continue to offer at least two sessions each year in the more popular subjects of Spinning, Natural Dyeing, Four & More Shaft Weaving, Navajo Weaving, and Continuous Strand Weaving. We periodically add classes in Spinning Special Fibers, Spinning Designer Yarns, Children's Fiber Weekend, Inkle & Tablet Weaving, Felting, Knitting, Dyeing with Lesser-known Ancient Dyes, among others, as the demand warrants. In the past, we've added special workshops with guest instructors, such as mushroom dyeing, kumi-himo, and felting. If there's enough interest, we'll find the best instructor we can on the subject. Let us know what interests you!

See Page 7 for Knitting and Crocheting classes at Hillcreek Yarn Shoppe.

CONTINUOUS STRAND WEAVING METHOD ON TRIANGLE, SQUARE, OR RECTANGLE LOOMS Two or three days, Nov 3-5, 2007; Nov 1-3, 2008. In two days students can complete a full 7-foot Triangle Shawl using the simple, unique continuous-thread method. Or choose to stay three days, take your time and learn a few intermediate or advanced techniques, such as twill, leno lace, log cabin, double weave, plus color patterns, such as tartan plaids and color blending, or weave on the square or new rectangle loom.

INTERMED & ADVANCED NAVAJO WEAVING: Five and one-half days, Nov 11-16, 2007. Guest instructor Sarah Natani has become family. This will be her tenth visit to Hillcreek Fiber Studio. Sarah's focus will be on Advanced Navajo Weaving techniques, including twills and two-faced structures (different design on each side), by using 4-shed techniques (or come and practice basic techniques). Guest instructor tuition $425.

FIBER FURLOUGH - I: Five and one-half days, July 13 - 18, 2008. Focus on Spinning: beginning, designer yarns, and/or special fibers; Dyeing , natural and synthetic immersion and painting fabrics and fibers, Focus on Indigo with Rebecca; and Felting, both wet and dry needle techniques, creating functional vessels and wearables as well as whimsical sculptures, Locker Hooking. Dye and spin your own designer yarns.

FIBER FURLOUGH — II: Five and one-half days, July 20 - 25, 2008. Focus on what you can do with yarn: Weaving of all types - - Rigid Heddle, Four & More Shaft Structures, Navajo, Continuous Strand on Triangle, square or rectangle, Tapestry, Inkle, Tablet, Fingerweaving, Kumi-himo braiding, Lucet cordage, Macrame, and Tatting, and now Kilim and Pile Carpet weaving. Obviously, no one person can explore it all, but you may choose one, two or three types to explore during the week. And what you don't have time to explore yourself, you can observe others doing.

Students may choose to spend both **Fiber Furlough** weeks with us for a **10% discount** on both tuition and B&B for both weeks. Do the whole textile process - weave or knit something the second week from the yarn you spun and dyed the first week!

NATURAL DYEING, MISSOURI PLANTS: Two-day weekend, Sept 6 - 7, 2008. A full color spectrum will be obtained from foraged plants within walking distance of Hillcreek Fiber Studio — red from pokeberries, blue, lavender and green from elderberries, yellows and oranges from flowers, browns and blacks from trees. Students will go home with over 60 dye samples on wool, cotton, and raw silk fabric. They may bring items of their fiber medium to dye: fiber, yarn, fabric, basket reed, quills, buttons, etc.

BEGINNING SPINNING / SPINNING SPECIAL FIBERS: Two or three days: Sept 15-17, 2007
Beginning students, Sat & Sun, will learn basics of spinning, choosing and skirting fleece, cleaning, carding & combing techniques, spinning on spindles and a variety of spinning wheels. They will make at least two 2-ply skeins of handspun yarn. **Spinning Special Fibers** students, Sun & Mon, will dress distaffs and spin Flax, unwind cocoons & spin Silk from several preparations, spin Cotton and other Fine Fibers on charkas & taklis, and will Comb Wool.

BEGINNING/INTERMEDIATE WEAVING: Four days: Feb 2009. Beginning students will complete two projects, warp their loom twice, learn threading and weaving techniques and how to read and understand pattern drafts and basic weaving theory. **Intermediate students** will work independently on projects with guidance from the instructor. They may choose to weave a "Colonial Weave Structure Sampler", "Tartan Dancing Shawl" or another project of their choosing.

BEGINNING SPINNING/ SPINNING DESIGNER YARNS: Two or three days: Feb, 2009. Beginning students, Sat & Sun, will learn basics of spinning, choosing and skirting fleece, cleaning, carding & combing techniques, spinning on spindles and on a variety of spinning wheels. They will make at least two 2-ply skeins of handspun yarn.
Designer Yarn students, Sun. & Mon, will learn color & fiber blending and Navajo 3-ply techniques. They will create novelty yarns such as slubs, knop, marl, core-spun, loop, and feather yarns, among others.

NATURAL DYEING, THE ANCIENT ONES: Two-day weekend, March, 2009. Obtain a full color spectrum, and go home with over 60 colors on wool roving, raw silk, and cotton fabric. Bring your own fibers to dye, if you'd like. Dyes used include: cochineal, indigo, madder root, brazilwood, logwood, cutch, fustic and safflower -- the Ancient Dyes used for centuries in many cultures.

BEGINNING & INTERMEDIATE NAVAJO WEAVING: Four days, March, 2009. Students will warp their looms and learn basic Navajo weaving techniques and color joins. The experience will include readings and discussions of the Navajo/diné culture. Most students will finish a sampler, learning finishing techniques for the tight ending.

Tuition: Two days, $130; three days, $185; four days, $240; five and 1/2 days, $325. Tuition includes a full lunch every day. Deposit of one-half tuition will hold a space for you. Tuition for Guest Instructor Workshops will be higher. Bed & Breakfast is available at the Studio: $45 per night. Airport shuttle service available from St. Louis, Kansas City, and Columbia Regional airports to our front door. Call toll free to reserve space in a class or two: 1-800-874-9328 (TRI-WEAV).

Hillcreek Yarn Shoppe

invites you to our

Holiday Balloon Sale

Saturday, December 1 (10am-5pm)

Sunday, December 2 (12-5pm) 2007

Come in and pop your balloon for 10% to 50% off of any purchases made that day!

Contact us at: Hillcreek Yarn Shoppe, LLC
1414 Rangeline St, Suite C & D
Columbia, MO 65201
phone: 573-449-KNIT (5648)
toll free: 1-866-482-KNIT
email: hillcreek@centurytel.net
www.hillcreekyarnshoppe.com

We're located just 1/2 block south of Interstate 70 at exit 127

Hot Topics Class Schedule

October 20: Crayon Box Jacket or Vest-first session, sizing, learn the mitered square pattern. (Alternate first session planned Tuesday, Oct 30)

October 27: Knit Felted Slippers - A great present idea!

November 3: Entralac Scarf - learn this fun technique that looks so hard!

November 10: Crochet felted Slippers - quick & easy.

November 17: Crayon Box Jacket Finishing Day - learn how to pick-up stitches for edges, sew pieces to gether, weave ends in and useful tips

November 24: NO Class-Thanksgiving Thank-you Sale

December 1: Holiday Celebration

December 8: Crochet Holiday Decorations

December 15: Magic Loop Baby Hat - quick & easy with one long circular needle. No double points!

New Yarns at Hillcreek

We now stock:

Manos del Uraguay kettled-dyed worsted weight wool singles

Claudia **hand painted 100% silk laceweight**

Alpaca w/a Twist: Fino **Alpaca/silk lacewt**

Limbo Mexico **Superwash wool, self striping**

Mericash **20 micron merino/cashmere**

Andes 100% wool veriagated-dyed in Chile

Frog Tree Merino Melange worsted weight

Lang Jawoll Aktion self striping sock yarn with a spool of matching reenforcement

Berroco:

- **Ultra Alpaca Light** **50/50 super fine alpaca and Peruvian wool**
- **Jasper** tweedy spun fine merino wool, worsted weight
- **Keltic** tweedy wool/acrylic/rayon worsted wt
- **Comfort** super fine nylon/acrylic worsted wt
- **Peter Pan DK** baby weight soft acrylic/nylon
- **Velvet Touch** soft & fluffy nylon microfibre

Coming Soon: Cascade Yarns including **220** Heathers & Tweeds and **Kid Seta**

Sarah Natani Returns for her Tenth Year teaching Intermediate and Advanced Navajo Weaving

Sarah will be returning November 11-16, 2007, for a full week of class. We still have a few openings. Have you ever wondered how a Two-face weaving is done, where there is an entirely different pattern on the back side of the weaving than on the front, or how Twills are woven on the Navajo loom? If you have had an introductory Navajo weaving class anywhere, you are welcome to join us in November and work on your basic techniques or learn these more advanced techniques using four sheds on the Navajo loom. Students with no previous experience are also welcome, and will be assisted by Carol Leigh. Call 1-800-874-9328 (TRI-WEAV)

Update on Comprehensive Natural Dye Selection

Last newsletter I announced the scarcity of Logwood. Well, **Logwood is Back!** Cheryl Kolander has been working with indigenous communities in the Dominican Repubic to raise certain dye plants to offer sustainable incomes for the communities. Besides logwood, she has made available **Fustic Wood Shavings,** for the first time in many, many years, among others.

Osage Orange. We now have four suppliers to keep us well stocked in this great dye for yellows, golds, khaki greens and browns. Used by the American Dye Industry for WW I Army uniforms, this dye wood is popular for its concentration of great color.

We're now also carrying **European Chopped Weld, Sumac powder, Gambier, Pomegranate Rind, and Stick Lac,** and currently have a great supply of **Whole Madder Root, Natural Indigo, Cochineal, Brazilwood, Walnut hulls, Safflower petals** and many other dyes and dye aids.

Besides the actual plant parts, we also have many dyes in concentrated form — especially convenient for painting with natural dyes and for surface design work. (Use Gum Tragacanth for thickener.) Concentrates include: safflower extract, brazilwood extract, walnut crystals, weld extract, sumac powder, and cutch extract. These are in addition to the 16 Earthues Natural Dye Extracts we carry. Please check our Web site ***www.hillcreekfiberstudio.com***, or ask for our Dye Brochure, for the latest updated information on 45 natural dye preparations and over 25 different dye aids.

Twenty-fifth Anniversary Gathering and Holiday Sale

December 15 - 16, 2007,

Saturday and Sunday, 9 a.m. to 5 p.m.

Hillcreek Fiber Studio

7001 South Hill Creek Road, Columbia, Missouri

Help us celebrate 25 years in business.
You are all invited to our 25th Anniversary Gathering and Sale.
Refreshments and music.
Demonstrations on a variety of looms.

Everything in stock 25 percent discount two days only

Can't come in person?
Telephone your order on those two days, 1-800-874-9328 (TRI-WEAV).
Discounts only on items in stock.
Anniversary discount on top of any discount on items below (if items are still available!)

Clearing-the-Shelves Sale
November 1 through December 31, 2007

SALE, SALE, SALE!! **Alum** (Potassium aluminum sulfate) Boy, do we have alum! **While overstock supply lasts, 3 or more pounds 25% discount, 10 or more pounds 40% discount.**

Paper Doll Books for adults **(Reg $12) Sale $8**
"Full-figured" paper doll with outfits, cleverly created by Leandra Spangler, award-winning paper artist. "This paper doll book began as a one-of-a-kind artist book made from handmade paper. It was a tongue-in-cheek response to my 1950's preteen ideal. Your book includes a paper doll, seven outfits (14 pieces including hats, wraps and "more hair" for evening wear) and eight backdrops. The scenes stand up when placed "tent-like". Create your own imaginary world on folded paper."

Heroines for the Paper Doll Book **(Reg 8), Sale $5**
Seven outfits to clothe your full-figured paper doll in costumes of famous female personalities, including Sarah Bernhardt, Sacajawea, Joan of Arc, Cleopatra, Amelia Earhart, Brunhilde and more.

Clearing-the-Shelves Sale, continued

Dragon Note Cards, set of 5 blank cards plus envelopes, **Reg $5.20, Sale $4.25** Your choice: Dragons Weaving on a Triangle Loom, Dragon Picking Teasle, Dragon Shepherding Sheep

Periodicals, Back Issues We have many back issues of ***Handwoven***, ***Spin-Off***, and ***Shuttle, Spindle and Dyepot*** magazines— too many to list separately. Call for availability.
Sale: Issues dated **before 2005, 50 % off** cover price. Issues dated **2005 and 2006, 25% off.**
We also have many early gently-**used *Handwoven*** issues, **50% off.**

Crocheted Wool Trivets/Coasters/Mug Rugs — mothproofed $5 each. These thick circular trivets were crocheted lovingly by a dear deceased friend. Variety of colors. Proceeds will go to local United Way to help women in need.

***Weldon's Practical Needlework*, 12 volumns of reprints of late 1800's women's magazine $30 each.** Wonderful directions and patterns for historic knitted items, smocking, crochet, macrame, crazy quilt stitches, and much much more. Three of these volumns are already out of print. We still have in stock Vols. 2, 4, 5, 6, 7, 8, 10, 11, and 12.

Spinning and Weaving Equipment

Used or older model unused Spinning Wheels

*Beautiful, handmade **Walnut 18" saxony wheel with distaff and one extra bobbin,** in great working order, ...**$550**

***Old-model Ashford Single Drive "Traditional" Spinning Wheel,** assembled but never finished or used, Sale **$250**

***Ashford Electric Spinning Wheel**, (new $995), older model, ... Sale **$650**

***Schacht Matchless, single treadle,** demo model, (new $859), used . . . . . Sale **$695**

Mountain Looms — great sturdy table loom with pivoting reed to hit fell of cloth squarely, and front levers for operation by either hand.

*Used older model **12" 4-shaft** . . . Sale **$150** some rust on heddle bars

*New folding model **18" 4-shaft** . . . . . **.$650** (stainless steel heddle bars)

Tools

***Single End Schacht hand bobbin winder (new $99)** . . . . . Sale **$90**

***Ashford Jumbo Double Drive Flyer Unit** (new $139) . . . . . Sale **$110**

***Ashford Lace Flier Kit** with 3 lace bobbins for single drive Traditional or Traveler wheel . .Sale **$92.50**

*or for double-drive wheel (new $185) . Sale **$115**

*Specially designed **Acadian spindles** may be used as a support spindle or, with an adapter for the Ashford traditional wheel, may replace the flier and bobbin with spindle for spindle spinning. Great for spinning cotton and other fine fibers (drive ratio is extremely high), or for bulky novelty yarns which would not usually fit through an oriface or hooks.

***Acadian Spindles** reg. $37.25, . Sale **$27.95**

***Adapter Kit** includes one spindle, reg. $85.29 . . . . . Sale **$63.95**

***Lazy kate cabinet** for 5 spindles, reg. $149.95 . . . . . Sale **112.45**

***Double Back Beam for Schacht 46" Floor Loom** (new $513) . . . . . Sale **$389**

***Schacht Tension Box** (new $249) . . . Sale **$179**

Fibers for Spinners and Felters

Yes, I know, our Web site is not up-to-date on the numerous types and amounts of fibers we have available for spinners and felters to use. We're working on it! Hopefully, by the end of the year it'll be finally finished. Everything's a process, you know. We're also working on an updated hard-copy product catalog. Meanwhile, we'd like to let you know what we have available. Please call for prices — more than we can list individually here.

Wool quantities in 8 ounces and one pound measures.

*Raw merino and romney wool from award-winning Humble Hills Farm, variety of colors.

*Raw New Zealand romney white or dark.

*Prepared Corriedale roving: white, light grey, medium grey, or dark grey.

*Prepared Merino roving dyeing dark brown.

*Dyed corriedale wool roving in rainbows of colors, both synthetic and natural dyes

*Other miscellaneous raw and prepared wool breeds

Mohair, locks and combed top, white and colored

Alpaca, lot's of colors, red browns, fawn, greys, tans, cream, black, and more

Silk, cocoons, hankies, combed top of both cultivated bombyx mori and wild tussah, silk/wool blends.

Camel down, **Cashmere**, **Angora**

Flax, stricks and combed; **Hemp**

Cotton, New World Textile organic cotton and cotton blends, dyed striped rovings, sea island white roving, FoxFibre colorganic natural colors.

Soy silk, and other new-age altered cellulose fibers.

Tapestry Weaving

Tapestry weaving is a wonderful medium for expressing ones self. The warp is dressed onto a simple frame loom, then its playtime! There are many types of tapestry weaving. The traditional European-style tapestries may be worked using cartoons for a picture guide. Color areas are built, then valleys are filled in. The tails at color changes are usually left hanging in the back. Often the weavings are back-side up. Traditional Navajo and Kilim weavings are other forms of tapestry, which happen to be reversible (a plus, as far as I'm concerned) as the tails are woven in or clipped off. Navajo weaving is unique in that the warp is put on the loom in such a way that you weave right up to the bend in the warp thread, so there are no fringes. The weaving is done one row at a time across the weaving, generally the colors interlock when traveling in one direction but not the other. Kilim weaving is unique in that the colors do NOT interlock. Where they meet there is a slit in the fabric.

Tapestry weaving structure may be as simple or as complex as the weaver chooses, plain weave or twill. Designs also may be quite simple (think Navajo striped Chief blankets) or extremely complex (think the Unicorn pictorials). Tapestries may be used for wall hangings, placemats, mug rugs, pillow covers, purses or pouches, eyeglass cases, vests, or even in clothing or rugs — anywhere a sturdy fabric is desirable. The weaver can use up left-over yarns, or buy or dye a whole pallet of colors. I've fanaticized over using natural dye pallets for series' of wallhangings — some day, when life slows down. Weaving tapestries can be like painting a picture with yarns!

Tapestry looms can be as simple as a picture frame, or as complex as the large Glimakra tapestry looms with several shafts, and petals for lifting them. Hillcreek Fiber Studio offers several styles of simple tapestry looms.

Harrisville Tapestry looms

*Lap looms — great for small projects, for children, or the first-time tapestry weaver
Size A, 12" x 16" $39.95
Size B, 14-1/2" x 18-1/2" $49.95
*Floor Tapestry looms, 24" wide $185
48" wide $215

Schacht Tapestry Looms

*School Loom, 15" on an A-frame stand, $49
*Portable 4-shaft Tapestry Loom 18" . . . $89.95
4-shaft Tapestry Loom 25" $99.95
*A-frame Stand for either Portable loom $42

Spriggs Navajo Looms

*Hardwood Sturdy 36" x 48" floor models,
Maple or Oak $265
Cherry or Walnut $275
*Large Cedar 36" x 54" $325
*Extra Large Cedar 42" x 54" $355

Tapestry Yarns

Many types of yarns, generally wool, may be used for tapestry weaving. Navajo weaving uses single ply yarns which can be untwisted and torn apart easily for making color changes, allowing the weaver to hide the tails in the weaving. Kilim and other forms of tapestry weaving use a fine 2-ply yarn

Wool singles in several weights

*Heavy, 360 yards per pound, Rio Grande rug wool, 70 Hand-dyed and 3 natural colors, available in one pound skeins and 4 ounce balls, sample card $10

*Medium, 680 yards per pound, Churro, 23 Hand-dyed and 6 natural colors sample card $5

*Fine, Nature-dyed from Saunders Trading Post, call for available colors

Wool 2-ply

*Harrisville Highland, 8-oz cones, 900 yards per pound, 50 colors, $16

Wool warp, worsted spun

*singles, 8 ounce tube for fine and medium weft, $13

*3-ply, one pound cone, or 4 ounce ball, for heavy weft , $24/pound

CLASSIFIEDS: Equipment/Fibers

Handmade Hardwood Maple Baskets - with an unconditional life-time guarantee - NO MATTER WHAT! crafted by & available from *"The Basketman"* at *www.thebasketman.com,* or 4960 William Flynn Hwy,

Loom for SALE

***Antique Counterbalance 4-shaft loom. 54-inches wide. Includes several reeds, some metal, some reed. Temples, shuttles, and a few accessories. Best offer. Please call evenings**
Harold Brown, Phone: 660-258-3000

Loom and Spinning Wheel for SALE

Contact: **Eileen McCormack**, P.O. Box 623, Wheatland, Wyoming 82201; 307-322-1549.
***Schacht 4-Harness Baby Wolf** loom on wheels (1989 vintage), 2 slim boat shuttles, bobbin winder, 2 dozen bobbins, 3 extra reeds (6, 12, & 15 dents) and the weaving book "Learning to Weave with Debbie Redding" Asking $950 for all.

***Schacht Double Treadle Spinning Wheel** (bought 2000), lazy kate with 3 bobbins, 5 extra bobbins, wooden Scandinavian swift, curved hand cards, ball winder, niddy noddy. $780 for all.

Presentations and Workshops on the Road

Available for Guild and Conference presentations:

A Taste of Turkey, a Travelog
by Carol Leigh Brack-Kaiser

Includes pictures and videos of Carol Leigh's adventures during an 18-day stay in Turkey, including the operation of Mehmet Girgic's felting business in Konya, pile carpet weaving in the mountain village of Tascali, Kilim weaving by Carol Leigh's personal mentor, a Whirling Dervish ceremony, bamboo flute makers' studio, intricate tile work in the Hagia Sophia and Blue Mosques in Istanbul. Presentation includes hand's-on Kilim loom; kilims, carpets, and large feltwork; natural-dyed fibers and yarns from Mehmet's Traditional Turkish Dye Workshop at Carol Leigh's Studio, double-decker tea pot and hour-glass-shaped "cups", wooden spoons for clicking while social dancing, and much more. Contact Carol Leigh for more information.

Continuous Strand Weaving Method on Triangles, Squares, and Rectangles

Presentation with demonstration of the techniques on each shape. Includes Trunk Show of fashions and other projects made using this method on all three shapes.

One to Three-day Continuous Strand Weaving workshops

We bring all triangle, square, and rectangle looms, tools, and appropriate yarns for student projects.

2007 - 2008 Event Contacts

New York Sheep & Wool Festival, Oct 19-21, Duchess County Fair Grounds, Rhinebeck, NY. Contact Amy Sherman, *sheepmom23@aol.com, www.sheepandwool.com.*

Southeast Animal Fiber Fest (SAFF), Oct 25-28, 2007, County Fairgrounds, Asheville, NC, *www. saffsite.org*

Fiber Retreat, March 7 - 9, 2008, Jefferson City, MO, bartlett@missouri.edu

The Fiber Event, April 11-12, 2008, Friday/Sat, Putnam County Fairgrounds, Greencastle, IN. Contact: John Salamone, SpinGuy28@earthlink.net; *www.thefiberevent.org.*

Maryland Sheep & Wool Festival, May 2-4, 2008, Howard County Fairgrounds, West Friendship, MD *www.sheepandwool.org*

New Hampshire Sheep and Wool Fest, May 10 - 11, 2008, Hopkinton State Fair Grounds, Contoocook, NH, www.nhswga.com

Missouri Fiber Artists Conference (MoFA), May 16 - 18, 2008, Central Methodist Univ., Fayette Missouri. Contact: Debbie Prost, 573-443-1731, *www.missourifiberartists.com*

Missouri Natural Colored Wool Growers Association- Heart of America Fiber Festival, May 29-June 1 , Missouri State Fairgrounds, Sedalia, MO For information, visit *www.moncwga.com* or contact: Carolyn Parry, 816-632-4310.

Convergence International Weavers Conference, June 25 - 28, 2008, Tampa Bay, FL, www.weavespindye.org

Christianson Native Craft Workshop, Aug 3 - 8, 2008, Shannondale, MO, Contact: Barb Johnson, RR1, Box 301, Rolla, MO 65401, 573-435-6455, cncwdirector @gmail. com

Michigan Fiber Fest, **August 15 - 17, Allegan County Fair Grounds, Allegan, Michigan**, *www.michiganfiberfestival.org*

Eastern Primitive Rendezvous, Sept 17 - 27?, 2008

****
We hope to see you at these events!!

We accept MC/Visa/Discover

All of our products may be ordered on our toll-free line: 1-800-TRI-WEAV (874-9328)
or on our Website: *www.HillcreekFiberStudio.com*
"with a "Shopping Cart" WebStore

Autumn, 2007 ISSUE

HILLCREEK FIBER NEWS

Carol Leigh's Specialties
HILLCREEK FIBER STUDIO
7001 Hillcreek Road
Columbia, MO 65203

Return Service Requested

Directions to visit *Carol Leigh's* Hillcreek Fiber Studio, & the Yarn Shoppe

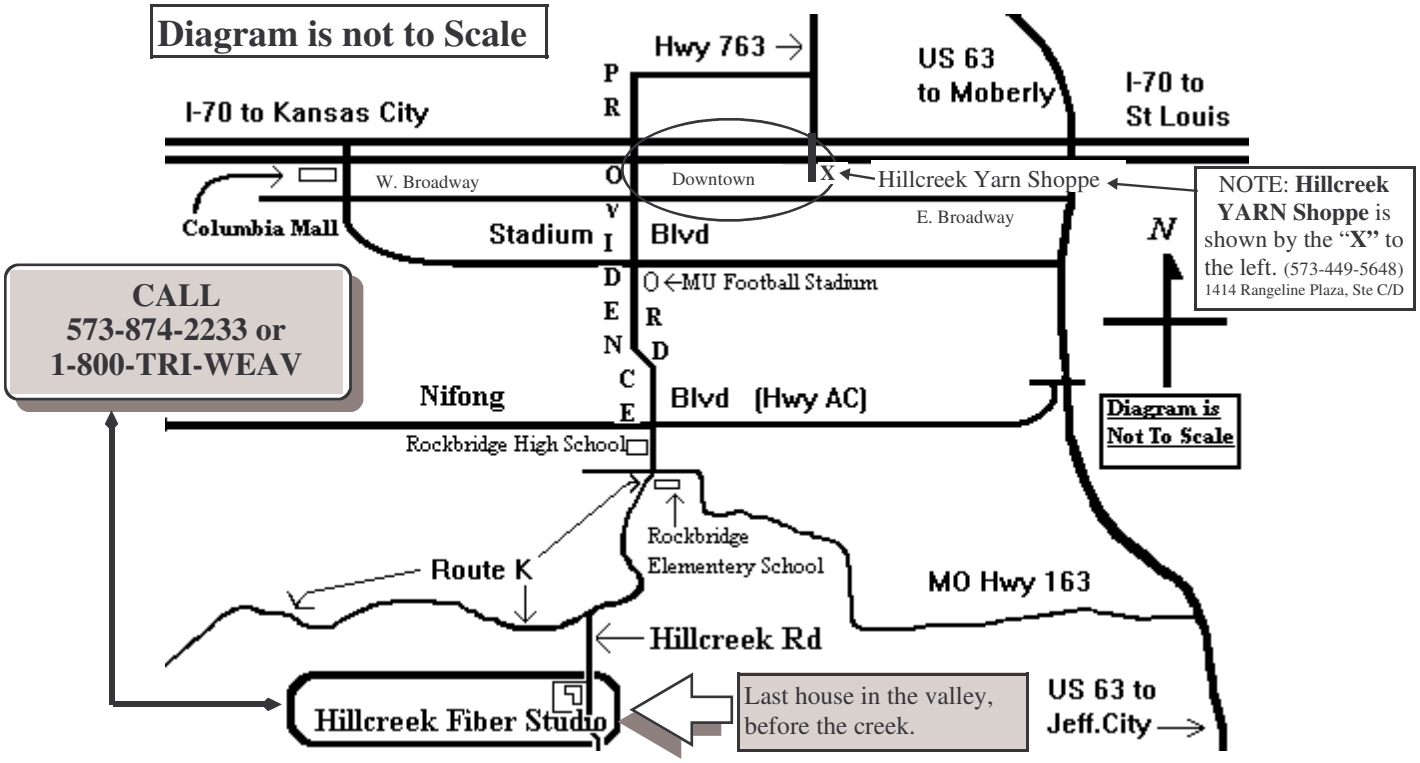

Before coming to the STUDIO, GIVE US A CALL so we won't miss YOU