
GENERAL INFORMATION

Hillcreek Fiber Studio is located three miles south of the Columbia, Missouri city limits amidst pastures bordering the Little Bonne Femme Creek in sight of Rock Bridge State Park.

Workshops are held at the Studio, and most are scheduled as two-day weekend sessions. Others are three- or four-day weekend sessions or five & 1/2 -day week-long sessions.

TWO-DAY WEEKEND WORKSHOPS

Beginning Spinning

Spinning Designer Yarns

Spinning Special Fibers

Dyeing with Missouri Dye Plants

Dyeing with Ancient Dyes-the common ones

Dyeing with Ancient Dyes-the lesser known ones

Continuous Strand Weaving on Triangles, Squares
and Rectangles

Children's Fiber Experience

THREE-DAY WORKSHOPS

Continuous Strand Weaving on Triangles, Squares,
and Rectangles

FOUR-DAY WORKSHOPS

Introduction to 4-Shaft Weaving

Navajo Weaving

Tartan Weaving

Traditional Colonial Weaves

WEEK-LONG WORKSHOPS

Advanced Navajo Weaving

Fiber Furlough I


Fiber Furlough II

Equipment, Tools, Books and Supplies are available through *Hillcreek Fiber Studio* for all the above subjects.

Bed and Breakfast is available at *Hillcreek Fiber Studio* for out-of-town students.

SHUTTLE Transportation between Hillcreek Fiber Studio and the Kansas City or St. Louis airports can be arranged through *Mo-X*.

**Carol Leigh Brack-Kaiser
Hillcreek Fiber Studio
7001 Hillcreek Road
Columbia, MO 65203**



Revised 10/15/07

Carol Leigh Brack-Kaiser

Owner/Instructor

7001 South Hill Creek Road

Columbia, MO 65203

1-800-TRI-WEAV (874-9328)

www.HillcreekFiberStudio.com

Hillcreek Fiber Studio is a division of
Carol Leigh's Specialties

MEET THE INSTRUCTOR

Instructor **Carol Leigh Brack-Kaiser** has been spinning, weaving and nature-dyeing since 1979-1980. She has studied with many nationally known fiber artists in spinning, dyeing, weaving and felting, including Bette Hochberg, Paula Simmons, Michelle Wiplinger, Jim Liles, Noel Bennett, Sarah Natani, Constance LaLena, Nancy Searles, Clotilde Barrett, Karen Selk, Norman Kennedy, and John Marshall. Carol Leigh has completed her Master of Science in Textiles at the University of Missouri, Columbia, her research being in historic and contemporary dyes and dyeing in the Missouri Ozark region.

Carol Leigh has been recognized and featured in numerous journals, UM-C Extension videos, and TV programs. Dye research articles authored by her have been published in the *Missouri Folk Lore Journal*, *Missouri Conservationist*, and *Powder Horn News*. Carol Leigh has been awarded *Fiber Arts Promoter of the Year* at the World Sheep Festival, Bethel, MO.

Carol Leigh has produced, in cooperation with Victorian Videos, the workshop video *Triangle Frame Loom Weaving Magic for Shawls, Blankets, Jackets & More*, and has published the booklet "*Celtic Mist Hooded Jacket Pattern*" for the Triangle Frame Loom.

Carol Leigh has taught Textiles 101 at Stephens College, workshops in Continuous Strand Weaving and in Natural Dyeing at Campbell Folk School, University Art Departments, Weaving and Fiber Arts conferences, and for guilds around the country.

She has studied Navajo weaving on Reservation, and Kilim and Pile Carpet Weaving in Turkey. She offers a Multi-Media Presentation "A Taste of Turkey, A Travelogue" (complete with a whirling dervish ceremony) for guilds and conferences.

Contact **Carol Leigh** at 1-800- (874-9328) or e-mail her at CarolLeigh@HillcreekFiberStudio.com to arrange a workshop or multi-media presentation for your guild or conference.

Carol Leigh's Specialties has specialized in custom spinning, weaving and nature-dyeing since 1982. **Hillcreek Fiber Studio**, a division of **CLS**, has been offering weekend and week-long workshops in the listed subjects since 1986.

TUITION AND FEES/REGISTRATION

Workshop Tuition

Two-days -----	\$130
Three-days -----	\$185
Four-days -----	\$240
Five & 1/2 days-----	\$325
Private-----	\$25/hour

All tuition fees include hot home made lunches every day. Workshops featuring Guest Instructors require additional tuition.

Equipment Rental for Classes (per Workshop)

Triangle Looms -----	\$20
Navajo Looms -----	\$20
Spinning wheels -----	\$25
Table looms -----	\$25
Floor Looms -----	\$40

Rental fees may be applied toward the purchase of the item rented. Any of the above equipment purchased during a workshop receive a \$50 discount.

WORKSHOP HOURS

Workshops are scheduled 10:00 to 5:00 p.m. the first day of each session and 9:00 to 4:00 p.m. the last day, to allow travel time before and after workshops. Other days on longer workshops are scheduled 9:00 a.m. to 5:00 p.m. Week-long workshops start 3 p.m. Sunday with a potluck dinner.

Material Fees are listed with each workshop. (See opposite side of this page)

Bed and Breakfast

Cost is \$45 per night, \$15 extra for second member of same family staying in same double bed, \$30/night for campers. A full hot breakfast is served each morning.

Looms and wheels may be rented for up to three months, when not needed for workshops, at the rate of 10% of the retail price per month. At the end of the 3 months, all rent may be applied toward purchase of equipment.

Discount 10 percent off tuition if 4 or more workshop registrations are made at the same time, or if enrolled in both Fiber Furloughs I and II.

For the latest information and schedules, go to www.HillcreekFiberStudio.com and click on the "Workshops" link, or call **1-800-TRI-WEAV**.

TO REGISTER

Please call the above number, or fill out the attached form and send fifty percent (50%) of tuition to reserve space in each workshop. Balance of fees is due at the workshop. *Pre-registration fees* are refundable or may be credited to another class if the workshop is canceled or if at least a seven-day notice of cancellation is given by the student.

PRE-REGISTRATION FORM

Name _____ Phone _____ - _____ - _____ Date _____
 Address _____ City/State/Zip _____

Send to: Hillcreek Fiber Studio
 7001 S Hill Creek Rd
 Columbia, MO 65203

Fiber interest/experience _____

<u>Dates</u>	<u>Workshops</u>	<u>Tuition</u>	<u>Rent</u>	<u>Materials</u>	<u>Bed & B</u>	<u>TOTAL</u>
_____	_____	_____	_____	_____	_____	_____
_____	_____	_____	_____	_____	_____	_____
_____	_____	_____	_____	_____	_____	_____
TOTAL PREREGISTRATION		_____	_____	_____	_____	_____
Less Discount		- _____	_____	_____	_____	- _____
GRAND TOTAL Due		_____	_____	_____	_____	_____

(If you wish to pay by Credit Card (MasterCard, Visa, Discover) please complete below:)

Less Deposit Balance Due _____

MasterCard Visa Discover : Card # _____

Expiration Date: ___ / ___ / ___; Signature _____

HILLCREEK FIBER STUDIO

WORKSHOP DESCRIPTIONS



Beginning Spinning

Create your own yarns from scratch. Learn wool preparation: washing, moth-proofing, and carding techniques. Spin wool on drop spindle, Navajo spindle and traditional spinning wheel. Ashford, Louet and Schacht wheels are available for rent or purchase. Hand cards, niddy noddys, ballwinders, swifts, drop spindles, Navajo spindles, mothproofing, yarn blockers and fibers will be used in class. Materials fee: \$20.00. Spinning wheel rental: \$25.00, may be applied toward purchase.



Spinning Designer Yarns

This is a fun, relaxed class, providing much inspiration for creating yarns to your own specifications! Your first task will be to blend colors to create a rainbow with tints and shades of each hue, spin a variegated yarn, then Navajo three-ply it to keep colors in sequence. Learn how to put slubs back in (where you want them!). We'll blend colors for tweeds and heathers; blend fibers such as silk, mohair, angora, flax, alpaca and cotton for luscious yarns; and spin a number of novelty yarns, including loops, knop, boucle, slub, cord, metallic, fur and feather. Go home with a basket full of luscious yarns and a head full of ideas! This Class is now attached to the Spring Beginning Spinning Workshop, overlapping Sunday into Monday. Prerequisite: Beginning Spinning or equivalent. Materials fee: \$20.00.

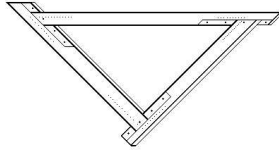


Spinning Special Fibers: Angora, Silk, Flax, Cotton, Worsted Wool

Special fiber preparation, tools, and spinning techniques are used for each of these fibers. We'll dress distaffs with flax, reel silk from cocoons, make silk mawatas, comb wool with several types

of wool combs, prepare cotton, angora, and other fine & luxury fibers. Create several fiber blends, and learn techniques for spinning each fiber type. Learn to spin fine fibers on charkas, taklis, & Acadian spindle wheels. This class is now attached to the Fall Beginning Spinning Workshop, overlapping Sunday into Monday. Prerequisite: Beginning Spinning or equivalent. Materials fee for fibers: \$25.00.

Continuous Strand Weaving on Triangle, Square, and Rectangle Looms



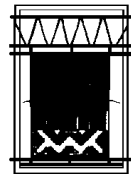
Simple, unique technique for weaving triangular and other shapes from one continuous ball of yarn! The warp and the weft are the **same** thread.

There's no need to warp, or dress, the loom before weaving! It's EASY. Complete a shawl in one weekend. Great to show off handspun or specialty yarn. This Workshop may be taken as a two or three day class to allow more time to go beyond a basic shawl and weave structure. Learn lace, twill, double weaves; plan tartan plaids and other color effects. Make belted capes, ponchos, ruanas, scarves, shrugs, baby blankets, afghans, bed throws, avant garde wall or fashion adornments; embellish with stitch work, rya, beads, feathers; create gallery pieces. A sampler of advanced weaving techniques can be made. Spriggs Adjustable



Triangle Frame Looms (patented by

Carol Leigh's son Carl), Adjustable Square and Rectangle, and smaller Travel Looms of each shape, tripod loom stands, and optional tools are available for purchase. These looms are uniquely manufactured and marketed internationally by us and have become quite popular. Loom rental \$20.00, may be applied toward purchase price. Material Fee \$25-\$80, depending upon yarns chosen.



Navajo Weaving

Four-day weekend. The Navajo have a unique way of dressing their loom so loom is portable and weaving has no fringe! This tapestry technique creates a firm weave structure suitable for rugs, vests, carrying bags, pillow covers, saddle blankets, or wall hangings.

Learn technique, legends and lore through Carol Leigh's experiences both on Reservation and off, with Sara Natani and Noel Bennett. Navajo looms, forks, battens, spindles and yarns will be available for purchase. Loom rental of \$20.00 may be applied toward purchase price. Materials fee: \$15.00-\$40.00.



Fiber Furloughs I and II

Week-long fiber escapes to relax, share the company of others with common interests, and immerse yourself in exploring fibers. These workshops are designed to meet the students' interests and needs. Class meets Sunday afternoon for pot luck dinner and to plan and organize the week based on the students' interests. Choose whatever or as many projects as you would like to learn that we can fit into one week. Receive 10 percent discount in tuition and B&B for attending both weeks. Design your yarns the first week for use in a weaving project the second week! Materials fees are based on projects chosen.

Fiber Furlough One focuses on exploring fibers: dyeing, felting, and spinning. The dyepots will be going all week to create a full color spectrum, or focus on one dye, exploring indigo, shibori, and ikat resist techniques. Bring your own materials to dye, or use some from the Studio. Learn to spin on spindles and/or spinning wheels; blend colors and fibers, learn techniques for slub, loop, knop, and other designer yarns; and/or spin special fibers such as silk, flax, cotton and exotics. Work fibers into fabric projects such as hats, scarves, slippers, mittens and/or vests by wet felting, or into sculptured forms or decorative creations through needle felting.

Fiber Furlough Two focuses on all forms of weaving. Explore different tapestry weaving techniques on a Tapestry, Navajo or Kilim looms; continuous yarn weaving on the large adjustable triangle, square, or rectangle frame loom, or on several smaller travel or mini module looms; multi-shaft weaving techniques, tartan shawl, Colonial Weave Structure Sampler, or other projects and weave structure theory on the 4 or 8-shaft floor or table looms; or basic weavings, fleece rugs and more on the rigid heddle loom; and narrow belts, sashes, ribbons or banners on the inkle loom or card-weaving tablets. Students can choose several projects, or watch and learn from others using different weaving techniques.



Natural Dyeing: Native Missouri Plants

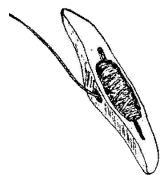
Using Carol Leigh's extensive research, we'll learn which native dye plants were most commonly used during Missouri's early settlement, how to prepare dye-baths, prepare fibers to set the dye, obtain more than one color from each dyebath, wash and care for fibers/textiles, and techniques for experimental dyeing. We'll use berries, nuts, flowers, weeds, twigs & roots to obtain a full spectrum of colors. Bring your fiber medium to dye. We can explore basket reed, silk, cotton, quills, broom corn, wool and more. Take home samples of over 60 colors. Materials fee: \$25.00.



Natural Dyeing: Ancient Dyes

Most people don't realize the richness of color historically available for textiles. Think of Joseph's coat of many colors (5000 years ago), the gorgeous tapestries of the Renaissance, Aztec reds, Japanese ikat blues... The imported dyes indigo, cochineal, madder, brazilwood, fustic, logwood and cutch have been used for centuries for their rich, full spectrum of color. Learn to prepare dyebaths and to set dyes with mordants on wool, cotton, silk, etc. Take home recipes and samples for over 60 colors. Materials fee: \$25.00.


Ancient Dyes - the lesser known ones is similar to the Ancient Dyes class but explores lesser known ancient dyes - alkanet, annatto, kamala, pomegranate, safflower, woad, saxon blue, sandalwood and more. This class is offered periodically.



Tartan Weaving: Scottish Dancing Shawl


Four days. Weave a Scottish Dancing Shawl, approximately 72" x 24", of fine, soft merino wool in your choice of Tartan patterns. Learn old-time, efficient methods of "picking-the-cross" and dressing the loom back-to-front. Table or floor looms may be rented, or bring your own portable loom. Materials fee: \$40.00.

Prerequisite:
Intro to 4-Shaft Weaving or equivalent.



Introduction to 4-Shaft Weaving: Tabby & Twills

Four days. Ever dream of weaving the cloth for your clothes or household uses: vests, dresses, coats, curtains, towels, rugs, shawls, placemats? It's not as hard as you might imagine. Many people are enjoying the satisfaction of designing and weaving useful items for home and body. Learn how to plan projects, dress the loom and weave a table runner, pillow cover, bag, scarf or wall hanging, using basic weave structures and color combinations. Weave 2 projects in 4 days. Loom rental (table \$25.00, floor \$40.00) may be applied toward purchase. Materials fee for sampler yarns: \$15.00-\$40.00. Looms, tools, books and yarns are available for purchase.



Project Weaving

Guidance will be given on planning and setting up weaving projects, beginning through advanced techniques. What can be more special at gift-giving time than something handmade with love? Weave your own ribbons, Christmas cards, gifts, rugs, tapestry or other textiles for your home or body. Materials fee depends on project chosen.

Private Lessons

Individual lessons in spinning or weaving may be arranged for a time mutually convenient to student and instructor. \$25 first hour, then \$20/hour.



Children's Fiber Experience

None of us spend enough creative time with our youngsters. This is a fiber experience to be shared by an adult and child of seven thru twelve years of age. Explore colors with natural dyes, spin yarn on drop spindles and weave a small project using your own handspun yarns, such as a belt, purse, pillow top or wall hanging. Adult and child team will share accommodations. \$190.00 per team, including materials. A great way to spend special time with a child! We've had father/daughter, aunt/niece or nephew, and grandparent/grandchild teams, as well as mother/child teams. Offered Periodically.

Project Weaving, Tartan Weaving: Scottish Dancing Shawl, and Colonial Weave Structure Sampler are offered during *Intro to 4-shaft Weaving*, and during *Fiber Furlough II*



Focus on Indigo (Offered during Fiber Furlough I)

Indigo has traditionally been the only natural dye that will produce a true blue color on fiber. Three different recipes may be explored, two appropriate for wool, including Saxon Blue, and one more appropriate for cotton. We can use natural indigo, synthetic indigo, and woad. Several resist tie dye and shibori techniques may be introduced.



Traditional Colonial Weaves (Offered during Fiber Furlough II, or during Intro to 4-Shaft Weaving time period)

Four days. Dress a loom and weave a sampler using six traditional weave structures and color effects: overshot, log cabin, rosepath, check, hounds-tooth, and summer & winter. These historic patterns are just as useful and effective today as when used years ago. Learn to read weaving drafts and the theory of block designs. Table or floor looms may be rented, or bring your own portable loom.



Belt Weaving: Inkle and Tablet (Card) (Offered during Fiber Furlough II)

Of course you can weave many items besides belts on inkle loom and card weaving tablets! This class introduces you to these weaving techniques so you can feel confident to explore further. These weave structures have both been used for centuries. They are easy to do, yet patterning can become quite complex and exquisite. They make strong straps, belts, ribbons, tape, etc.

For the latest information and schedules, go to www.HillcreekFiberStudio.com and click on the "Workshops" link.